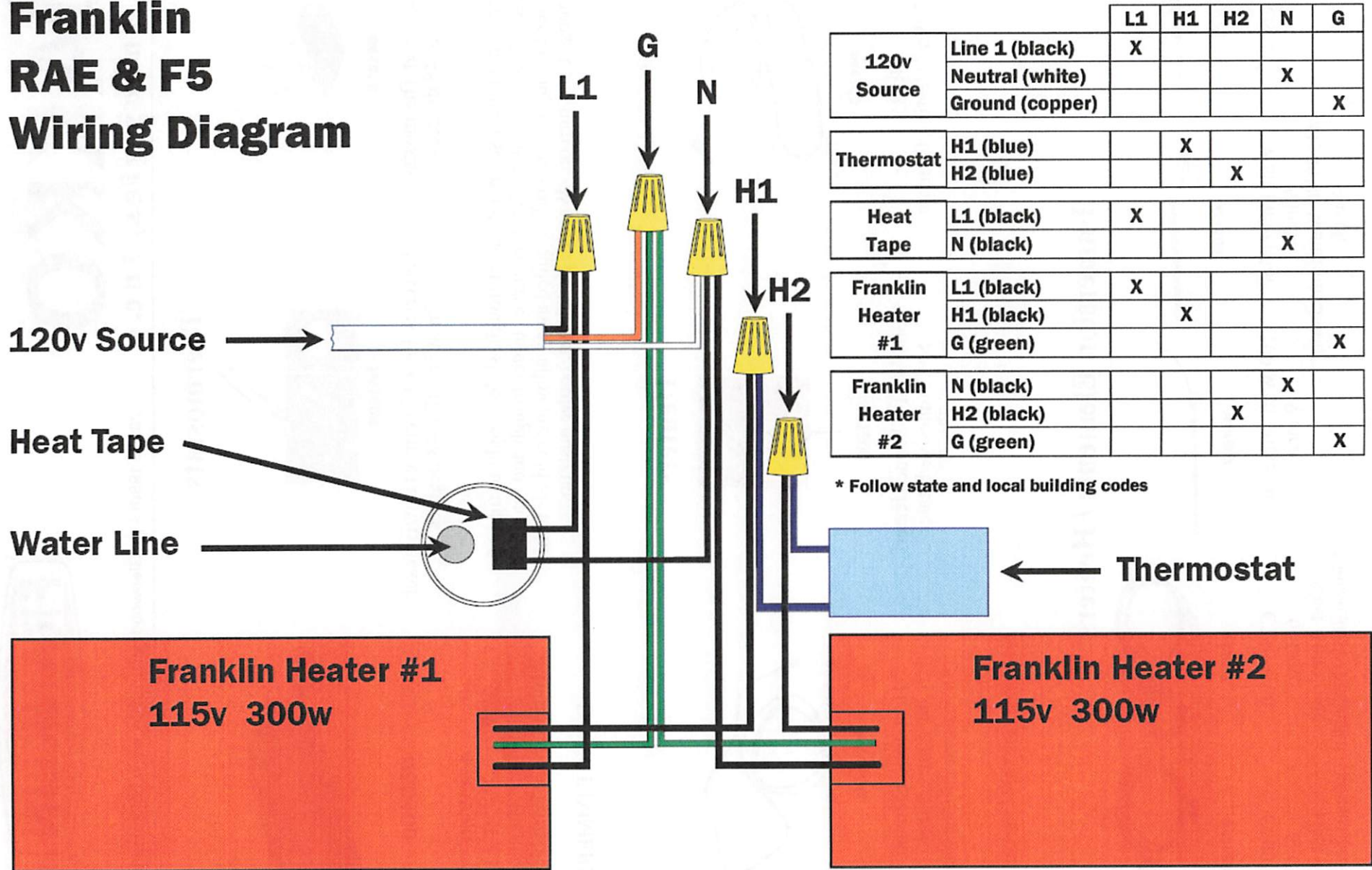


# Franklin RAE & F5 Wiring Diagram



		L1	H1	H2	N	G
120v Source	Line 1 (black)	X				
	Neutral (white)				X	
	Ground (copper)					X
Thermostat	H1 (blue)		X			
	H2 (blue)			X		
Heat Tape	L1 (black)	X				
	N (black)				X	
Franklin Heater #1	L1 (black)	X				
	H1 (black)		X			
	G (green)					X
Franklin Heater #2	N (black)				X	
	H2 (black)			X		
	G (green)					X


\* Follow state and local building codes

## Thermostats



#41605

Maverick Preset Thermostat  
On at 36 off at 48 degrees



#41606

Maverick Preset Thermostat w/Bracket  
On at 36 off at 48 degrees



#65100

450 Watts  
3" W x 2-1/4" H x 11" L  
Adjustable Thermostat  
Multi Purpose Portable Heater

Preset Thermostat blue disc on outside of trough, slide to right to turn up and slide to left to turn down. Bracket curves under trough and may be moved closer to trough to shut off or pulled away allowing cold air to hit thermostat and turn on. Warmer pull down, cooler push up.

DO NOT IMMERSE

## Heaters



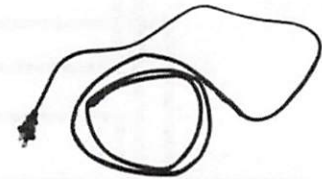
#41603

FR285  
285 Watt Heating Element



#41600

300 Watt Silicone Heater  
Self Adhesive Heater  
7" x 7"



#41609

Heat Tape Element  
40 Watt x 5 feet  
Thermostatically Controlled

## Immersion Elements / Heaters



#41602

30 Watt Immersion  
4 inch



#41608

80 Watt Immersion  
6 inch  
#41599 80 Watt Immersion  
4 inch



#41607

100 Watt Immersion  
9 inch



#41597

C250 Watt  
6' Cord  
Cast Aluminum  
Thermostatically Controlled



#41598

C500 Watt  
6' Cord  
Cast Aluminum  
Thermostatically Controlled